

We offer a wide range of option parts to maximize the speed and performance of the Savage XL. Visit our website for a complete list of parts at www.hpiracing.com



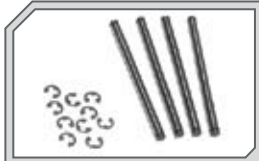
A720 Big Bore Aluminum Shock Set (Assembled/Savage)

The HPI Big Bore Aluminum Shock Set is a four shock conversion set that makes Savage trucks handle better.



102246 MACHINED SUPER HEAVY DUTY BEVEL GEAR 43T/13T SET

A stock part for the Savage Flux HP, this fits all Savage models and is designed to handle extreme torque and horsepower, making it a great upgrade for any Savage!



86156 Heavy Duty Suspension Shafts

Adds strength and durability to your suspension.



86386 Aluminum Joint Bar (Purple/2pcs)

Increases chassis rigidity for extra durability, alloy construction provides additional cooling for the engine.



86254 Aluminum C-Hub (Purple) 87162 Replacement Bushings

Stiffer and stronger material in a cool purple anodized color!



86346 Aluminum Fuel Tank Mount

Precision machined from billet aluminum and anodized in "HPI Purple," for a custom look while adding strength and durability.



86256 Aluminum Lower Suspension Arm (Purple) 87163 Replacement Bushings

Stiffer and stronger material in a cool purple anodized color!



86251 Aluminum Upright Set (Purple) 87161 Replacement Bushings

Stiffer and stronger material in a cool purple anodized color!



86257 Adjustable Upper Arm Set (Purple Aluminum) 87164 Replacement Bushings

Allows you to fine tune the camber angles of your wheels to suit different terrain. Stronger and stiffer materials.



85066 Adjustable Upper Arm Set

Allows you to fine tune the camber angles of your wheels to suit different terrain.



86150 Dual Disc Brake Set 86146 Replacement Brake Pads

Greatly increases the stopping power of your kit, ideal for doing trick "endos" or just stopping on a dime.



93585 Titanium Turnbuckle

Lighter and more durable material. Decreases total kit weight while improving durability and performance!



308 Savage X Battery Level Indicator

The battery level indicator will give you instant information as to your vehicles battery status. The battery level indicator should only be used with hump back battery packs.



86140 Heat Sink Engine Mount

Helps cool your engine and looks great!



87196 Aluminum Clutch Shoe Set (3 Piece type)

An excellent upgrade for high horsepower engines and extreme driving conditions.




86399 Heavy Duty Heatsink Engine Mount (6061S/Purple)

The single piece design increases the efficiency of heat transfer from the engine for cooler temperatures, increased performance and longer engine life.



4925 Mounted Nubz Tire S Compound White 4926 Mounted Nubz Tire S Compound Black 4928 Mounted Nubz Tire S Compound Yellow

Nubz Race Fit mounted tires with precision molded inserts, 17mm hex and narrow, rounded shape for consistent traction. Requires 87229 or 87230 for use with Savage.



A712 Aluminum Threaded Shock Set (104-162mm/8pcs)

Official factory-designed precision machined alloy shocks that feature a threaded body for quick and easy adjustment of the springs and ride height.



Optional Shock Springs
 6743 Shock Spring Red Soft
 6744 Shock Spring Green
 6745 Shock Spring Blue
 6746 Shock Spring Purple Firm




87039 Reverse Module w/ Mixer (Savage X)

Enhance your Savage X with reverse gear! Get out of tight spots and rescue yourself when stuck against any obstacle.



High strength machined steel racing clutch bells.

77103 Racing Clutch Bell 13 Tooth (1M)
 77104 Racing Clutch Bell 14 Tooth (1M)
 77105 Racing Clutch Bell 15 Tooth (1M)
 77106 Racing Clutch Bell 16 Tooth (1M)
 77107 Racing Clutch Bell 17 Tooth (1M)
 77108 Racing Clutch Bell 18 Tooth (1M)
 77109 Racing Clutch Bell 19 Tooth (1M)
 77110 Racing Clutch Bell 20 Tooth (1M)



Hardened steel spur gear for the ultimate in strength, long life and maximum durability. NOTE: Use with racing clutch bells (#77103-77110).

77127 Heavy Duty Spur Gear 47T
 86806 Steel Spur Gear Set 47T
 86807 Steel Spur Gear Set 49T
 86808 Steel Spur Gear Set 52T



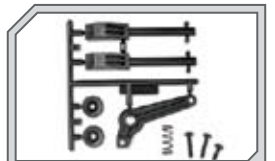
85245 Wheelie Bar Set for Savage

Opens a whole new world of Savage stunts - a new challenge to control your Savage on two wheels. 2 different size wheels are included for BIG wheelies and even BIGGER wheelies!



87245 Savage Suspension Conversion Set

This conversion set includes new aluminum upper arm braces, aluminum knuckles, aluminum knuckle carriers, aluminum rear spindle carriers, an adjustable upper arm set, thread lock screws, a wrench and complete installation instructions.



85068 Safety Engine Stop System

Designed to make shutting off the nitro engine safe and easy, the conveniently located button immediately stops the engine, no fumbling to pinch the fuel line or cover the hot exhaust pipe.



86269 Universal Dogbone 8x87mm (Center Front)

This universal joint delivers improved durability and more efficiency than the stock dogbone.



B045 Steering Upgrade Set

(6x10x3mm Ball Bearing/4 pcs)



Spike Monster Wheel (83x56mm/2pcs)

3181 Black
 3180 White
 3182 Chrome
 3184 Black Chrome



Z189 Air Filter Oil (Spray Type)

The convenient 4oz spray can is perfect for pit boxes and features a precision nozzle for easy application.



HPI Power Fuel

#74348 20% Nitro 1 Gallon
 #74350 30% Nitro 1 Gallon
 #74318 20% Nitro 1 Quart
 #74320 30% Nitro 1 Quart