

We offer a wide range of option parts to maximize the speed and performance of the Nitro RS4 RTR 3 Evo+. Visit our website for a complete list of parts at [www.hpiracing.com](http://www.hpiracing.com)



**DRIFT CONVERSION!**

The **Stage-D** conversion is a complete set that transforms the HPI Nitro RS4 3 Evo car into a mid engine drifting machine. The power, sound and smoke of nitro power provide realistic drift action.

**Stage-D Drift Package Features:**

**33435 Stage-D Carbon Fiber Upper Deck**

Exotic woven carbon fiber upper deck for light weight and durability.

**33434 Stage-D Mid Engine Chassis**

Optimized weight distribution for drift performance. 3mm machined aluminum for extra strength.

**Stage-D Drift Tires (34501 Front/34502 Rear)**

Special compound for easy drifting and long life, with realistic looks.

**Stage-D Deep Dish Wheels (3827 Front/34104 Rear)**

Tuner inspired 5-spoke design, high gloss shiny chrome finish.

**33437 Stage-D Alloy Servo Mount**

Machined billet aluminum design for durability, adjustable for a variety of servos, purple anodized for custom looks.

**33436 Stage-D Special Tube Header**

High flow tube header made specifically for the mid engine chassis layout.

**33433 Stage-D Center Dog Bones Set**

**Hardware and Instructions**

Hardware needed for the conversion and complete instructions included!

**Conversion notes:**

The Stage-D Conversion Set is an upgrade for the HPI Nitro RS4 3 Evo Kit. Standard Nitro RS4 3 cars can be upgraded, #86038 2 speed transmission, 33438 2 speed shaft must be used. Hump receiver battery pack required, not included in the kit.



**INCLUDES:**

**33432 Stage-D Conversion Set for Nitro 3**



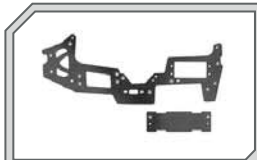
**73914 Nitro 3 Super Chassis**

Lighter and stronger chassis reduces overall weight for better performance and increased durability.



**86161 MT 2 / Evo 3 Aluminum Tuned Pipe**

Designed to bring more power to the table and polished for great looks this pipe fits the existing header on any of our MT 2 or Evo 3 based vehicles with the provided hardware.



**73056 Upper Deck (Woven Graphite/Nitro 3)**

Stronger and stiffer for reduced chassis flex.



**73047 Front Shock Tower (Woven Graphite)**

Stronger and stiffer for consistent front suspension performance.



**73048 Rear Shock Tower (Woven Graphite)**

Stronger and stiffer for consistent rear suspension performance. Additional body post mounting positions.



**75194 Competition Aluminum Threaded Shock Set (46-56/2pcs)**

Fluorine coated shock body, new smoother o-ring, and new pistons provides extra smooth action for improved suspension performance.



**76977 Threaded Pinion Gear 17T**  
**76978 Threaded Pinion Gear 18T**  
**76979 Threaded Pinion Gear 19T**  
**76981 Threaded Pinion Gear 21T**  
**76982 Threaded Pinion Gear 22T**  
**76983 Threaded Pinion Gear 23T**



**Spur Gear (Adapter Type)**

**A445 39 Tooth (1M)**  
**A447 41 Tooth (1M)**  
**76843 43 Tooth (1M)**  
**76814 44 Tooth (1M)**  
**76815 45 Tooth (1M)**  
**76816 46 Tooth (1M)**  
**76817 47 Tooth (1M)**



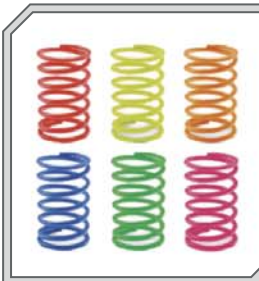
**86330 Heavy-Duty Cup Joint 5x10x16mm (Silver)**  
**86331 Heavy-Duty Cup Joint 5x10x18mm (D Cut/Silver)**

High strength steel and chrome plated for extra durability.



**86332 Heavy-Duty Diff Shaft 5x21mm (Silver/2pcs)**  
**86333 Heavy-Duty Gear Shaft 5x37mm (Silver/2pcs)**

High strength steel and chrome plated for extra durability.



**Pro Linear Spring (13 x 25mm)**

**6751 Orange 345 gf/mm**  
**6753 Yellow 392 gf/mm**  
**6754 Red 432 gf/mm**  
**6756 Green 480 gf/mm**  
**6757 Blue 493 gf/mm**  
**6759 Pink 540 gf/mm**

SOFT  
↓  
HARD

**Progressive Springs**

**6833 White 13 x 29 x 1.4mm**  
**6834 Yellow 13 x 29 x 1.45mm**  
**6835 Red 13 x 29 x 1.5mm**  
**6836 Black 13 x 29 x 1.55mm**  
**6837 Green 13 x 29 x 1.6mm**  
**6838 Blue 13 x 29 x 1.65mm**  
**6839 Purple 13 x 29 x 1.7mm**

SOFT  
↓  
HARD



**86329 Heavy-Duty Final Gear Set (P1x36T/P1x14T)**

For increased drivetrain strength, extended maintenance intervals, and a taller gear ratio for higher top speed.



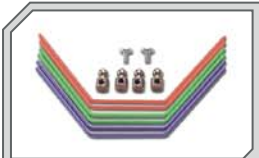
**85197 Molded Wing Set (2 Types, 1/10 scale, black)**

Black molded nylon wings mount directly to the bodyshell, requiring no painting and offering realistic looks, high downforce and heavy duty mounts for extra strength!



**86122 Front One-Way Diff (38T)**

Allows faster on-power cornering for quicker lap times.



**A209 Sway Bar Set**

Improves the stability and performance of your chassis. Includes 3 different stiffness bars.



**72036 Aluminum Hex Hub Clamp Type**

Stronger and more durable than the stock hex hubs.



**74115 HPI Fuel Bottle (500cc)**

This high capacity fuel bottle holds half of a quart of nitro so you can spend more time driving and less time refilling your fuel bottle. It's made from translucent polyethylene for durability.



**17523 Pagani Zonda F Clear Body (200mm)**

Italian supercar magic of the Pagani Zonda F for your RC touring car chassis!



**17515 Nissan Skyline R32 GT-R Clear Body (200mm)**

Retro classic Japanese tuner body, for the JDM fans!